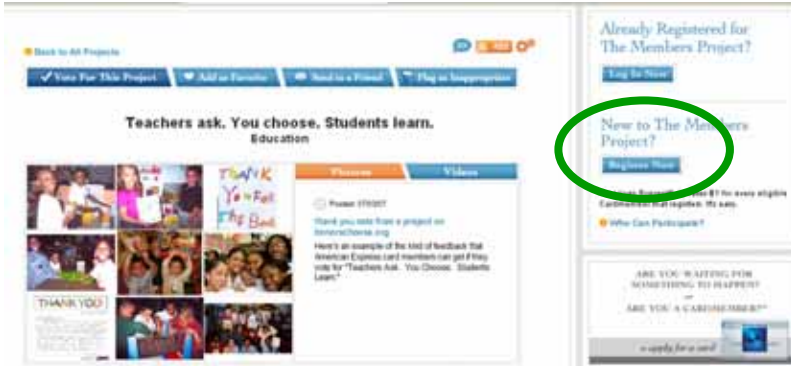


Quick tips voting for DonorsChoose.org at
<http://www.membersproject.com/Education/5630>

1



At DonorsChoose.org, click "Vote Now," which will take you to our "Teachers Ask. You Choose." project page.

Click **New To The Members Project?: Register Now.**

2



If you have an **online** account with American Express, then **Log In Now**

If you don't have an online account with American Express, **Create a Login**

If you have any trouble, call AmEx help at 800-297-1234

3



After registering with American Express, **please remember to vote!**

Click on **Explore Projects** to go back to the home page.

4



Identify our project: **"Teachers Ask. You Choose. Students Learn."** (Its position on the page may change.)

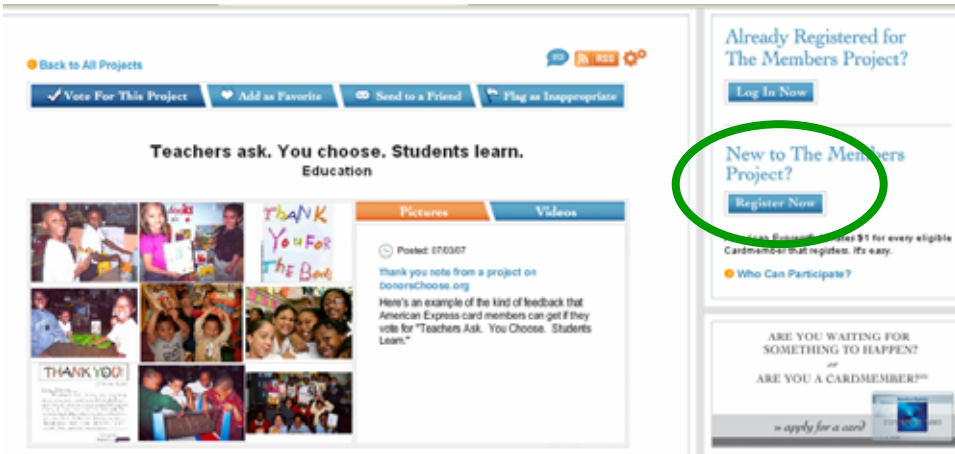
Click on the **VOTE NOW** button and **be sure to confirm/"continue" your vote.**

Thank you for helping us to win up to \$5 million for public school students!

Complete Instructions: Voting for DonorsChoose

<http://www.membersproject.com/Education/5630>

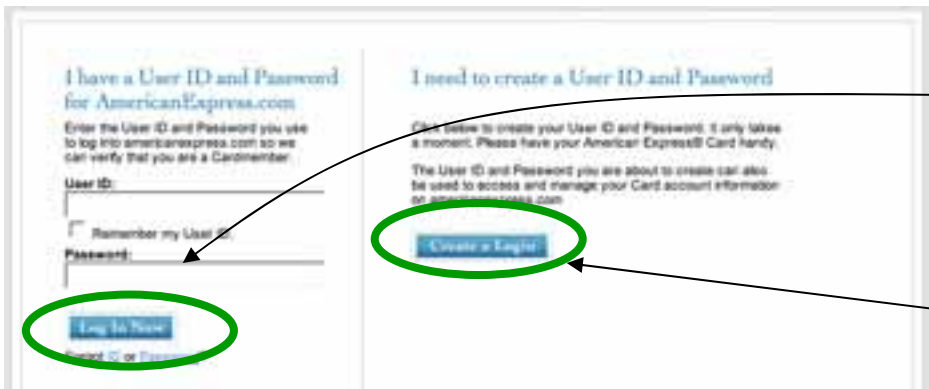
HOW TO SIGN IN



At the DonorsChoose.org homepage, click "Vote Now," which will take you to our "Teachers Ask. You Choose." project page at <http://www.membersproject.com/Education/5630>

Before you can vote, please sign in and register.

Click REGISTER NOW

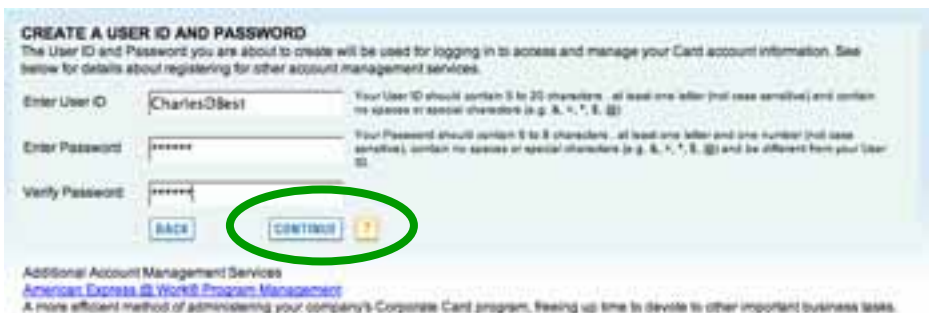


If you already have an online account with American Express,
Click LOG IN NOW
(Skip to Voting Instructions)

If you don't yet have an online account,
Click CREATE A LOGIN

HOW TO CREATE A LOGIN

If you registered before, skip this section and go straight to [Voting Instructions](#).



Start by entering a user ID. Your user ID lets you sign in to vote in each round and to make comments.

Click CONTINUE

YOUR USER ID AND PASSWORD HAS BEEN CREATED
Registration is not complete yet. Click "Continue" below to proceed to the following step.

User ID: chaneabest

For security purposes, your Password is not displayed.


CONTINUE

Make a note of your user id.

Click CONTINUE

Enter Card Information

Enter your Card information as it appears on the front of your Card. All fields are required.

 Card Account Number: [] - [] - []
CID: []

CONTINUE

Enter your AMEX card number
Enter your CID number (on the front of your card)

Click CONTINUE

Confirm Account Information

Please enter the following personal information so that we can confirm your identity. All fields are required.

Mother's Birth Date: [] / [] / [] MM / DD
Your E-mail Address: []
Verify E-mail Address: []

You can learn more about how we use your e-mail address by reading the American Express [Privacy Statement](#).
You can also visit the [E-mail Preferences](#) page to review or change your e-mail choices.

CONTINUE

Answer security questions:
You may be asked to provide your mother's maiden name, birthdate, etc.

Click CONTINUE

Members Project Profile

Choose a Screen Name:
Enter your name as you would like it to appear on membersproject.com so you can create projects and join the discussion.

Please make sure your screen name:
- is at least 5 characters and begins with a letter
- does not include spaces or special characters

[] []
(Can't think of a screen name? We'll create one for you.)

E-mail: []

Members Project Alerts

Members Project alerts make it easy to track what's happening with The Members Project. Get periodic Members Project reminders and updates from American Express delivered straight to your desktop, cell phone, or PDA.

Which way is best for you?

Please keep me informed via e-mail.
 Please keep me informed via text message.

E-mail addresses or phone numbers will not be used, sold, or otherwise distributed beyond the explicit approval of The Members Project. For information about how we protect your privacy, please visit our [Privacy Statement](#). To unsubscribe at any time follow the instructions in each e-mail from membersproject.com/notifications. Standard messaging fees may apply.

Create your member profile.

Choose a screen name that others will see if you make comments about a project.

Be sure to check "Please keep me informed via email" if you'd like to receive notification when it's time to vote in the next round.

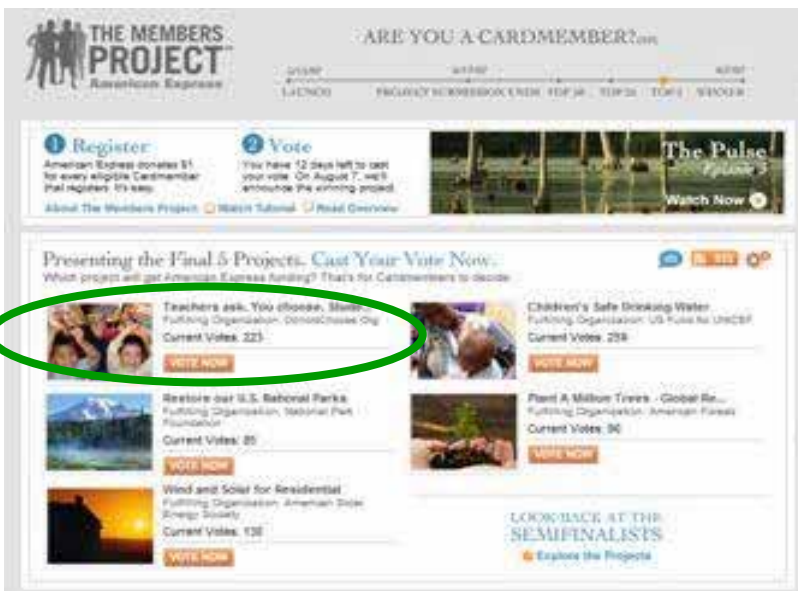
Click SUBMIT



Congrats! You successfully registered. Now you're ready to vote.

Click EXPLORE PROJECTS to return to the Members Project home page.

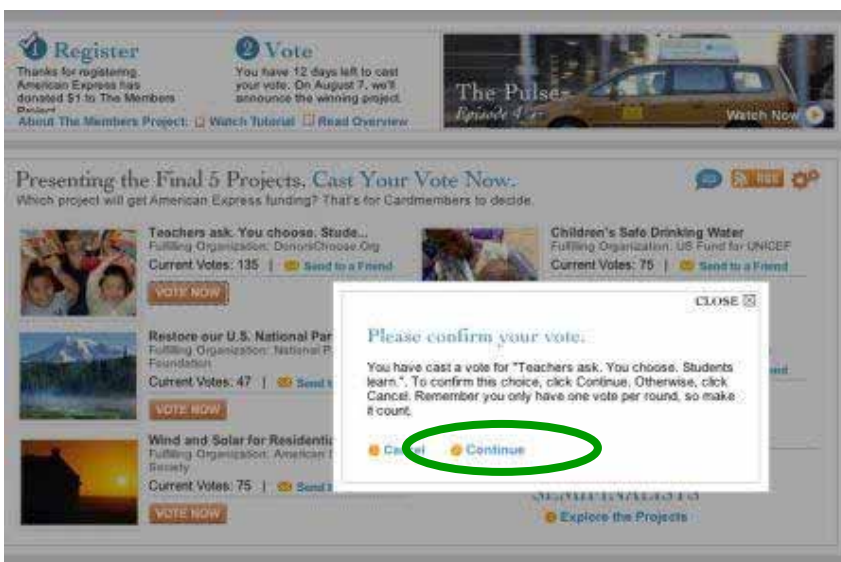
VOTING INSTRUCTIONS



Once you've logged in, start at the Members Project homepage at <http://www.membersproject.com/home.action>

Find our project by name: "Teachers Ask. You Choose. Students Learn." (Its position on the page may change.)

Click VOTE NOW



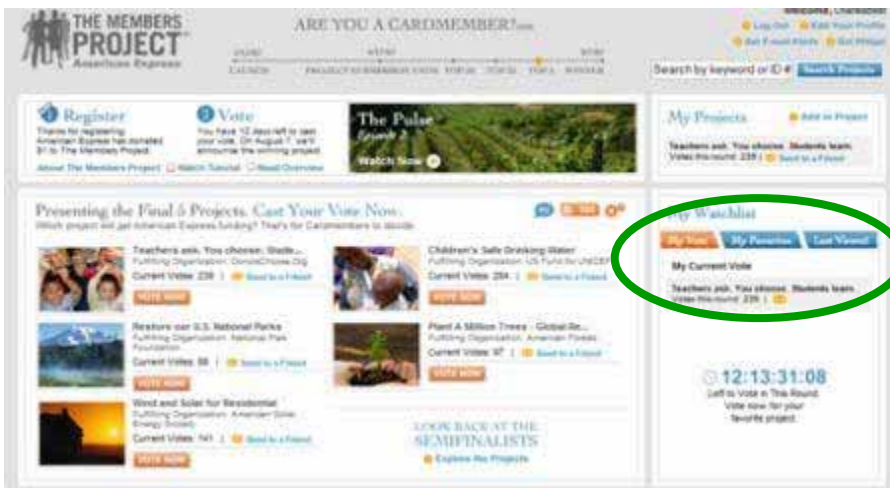
Please read the notice: it's one person, one vote. If you continue voting after finishing here, DonorsChoose will lose your vote.

Click CONTINUE to finish voting.



You should see a note that says, "Your vote is confirmed."

Click **CLOSE**



When you've voted successfully, you'll see "Teachers Ask. You Choose. Students Learn" listed under "My Current Vote"

Thank you for helping us to win up to \$5 million for public school students!